



ENTRY DOORS




**HANDCRAFTED PREMIUM
WOOD ENTRY DOORS**



One of a kind. Like your home.

With Andersen, create an entry door with character and handcrafted origins, built in solid fine-grain wood. Styled to suit you perfectly. One of a kind. Like your home. And like you.





EXPAND YOUR VIEW

ENTRY DOOR STYLES

All styles available with wood or clad exteriors, as single or double doors, and with inswing or outswing operation. Doors are offered in standard and custom sizes.

Arts & Crafts
Glass Panel



402



403



404

**Arts & Crafts
(403)**
Shown in oak



Straightline
Full Panel



178



195



193



180

Straightline
Glass Panel



181



194



179



334



102

Gothic, Elliptical, Arch and Springline™ door styles are also available. Visit andersenwindows.com/entrydoors or contact your Andersen supplier for more information.

SIDELIGHTS & TRANSOMS

To provide seamless alignment with Straightline or Arts & Crafts style entry doors, sidelights and transoms are available. For more information, visit andersenwindows.com/entrydoors.



REALIZE YOUR VISION

INTERIOR AND EXTERIOR WOOD SPECIES

Select from an expansive array of the finest grades of wood species to add warmth and beauty to your home’s entranceway. Available on both the interior and exterior of your door.

Brick Mould and Interior Casings

A variety of exterior brick mould and interior casing profiles are available.



*Actual wood species is either Sapele or Sipo, both non-endangered species grown in Africa, with color and characteristics similar to Central American mahoganies. Naturally occurring variations in grain, color and texture of wood makes each window or door one of a kind. Printing limitations prevent exact replication of finishes. Please see your Andersen supplier for actual finish samples.




COLOR OPTIONS

Make a bold first impression with color – choose from 50 commercial-grade, aluminum exterior color options. On the interior of the door, choose from our painted options or enjoy the look of unfinished wood.

Exterior Colors



Interior Painted Options



Available on pine. Black and dark bronze also available on maple. Anodized silver available only on maple.

Printing limitations prevent exact duplication of colors. Please see your Andersen supplier for actual color samples.

ADD A VISUAL ACCENT

Add a carefully considered detail to your home’s overall look with Andersen® hardware or have your door prepped for hardware manufactured by others.

HARDWARE OPTIONS*



YUMA®
Distressed Bronze
Distressed Nickel



ENCINO®
Distressed Bronze
Distressed Nickel



NEWBURY®
Antique Brass
Bright Brass
Oil Rubbed Bronze
Satin Nickel



ALBANY
Black
Stone
White



ANVERS®
Bright Brass
Oil Rubbed Bronze
Satin Nickel




TRIBECA®
Black
Stone
White


HARDWARE FINISHES




Antique Brass




Black



Bright Brass



Distressed Bronze




Distressed Nickel




Oil Rubbed Bronze



Satin Nickel



Stone



White

Tribeca and Albany hardware are zinc die cast with power-coat durable finish.
Yuma, Encino, Newbury and Anvers are solid forged brass.
Distressed bronze and oil rubbed bronze are “living” finishes that will change with time and use.
Bright brass and satin nickel finishes on patio door hardware feature a 10-year limited warranty.

FSB® HARDWARE*

Durable FSB hinged door hardware features clean lines and a sleek finish for a thoroughly modern look.



1035



1075



1076



1102**



Black Anodized Aluminum



Satin Stainless Steel


Black Anodized Aluminum
Satin Stainless Steel


Satin Stainless Steel

*Hardware sold separately.
**FSB style 1102 is not available in black anodized aluminum.
FSB hardware is stainless steel or aluminum.
Printing limitations prevent exact finish replication. See your Andersen supplier for actual finish samples.
“FSB” is a registered trademark of franz schneider brakel GmbH & Co.


YALE® ASSURE LOCK®*

Monitor, lock and unlock from anywhere with the Yale Assure Lock. This slim, sleek keyless lock is designed exclusively for Andersen® hinged doors** and integrates with a wide range of smart home platforms.






Black



Satin Nickel



White

*Hardware sold separately.
**Available on select hinged doors, see your Andersen supplier for details.
Printing limitations prevent exact finish replication. See your Andersen supplier for actual finish samples.
Yale manufactures and supports the limited warranty for Yale Assure Lock for Andersen doors.

BRIGHTEN YOUR VIEW

Glass can affect energy efficiency more than any other part of a door. Choose from these High-Performance glass options for your climate and home.

GLASS		ENERGY		LIGHT	
		U-Factor How well a product prevents heat from escaping.	Solar Heat Gain Coefficient How well a product blocks heat caused by sunlight.	Visible Light Transmittance How much visible light comes through a product.	UV Protection How well a product blocks ultraviolet rays.
SmartSun™	Thermal control similar to tinted glass, with visible light transmittance similar to Low-E4 glass.	● ● ● ○	● ● ● ●	● ● ● ○	● ● ● ●
SmartSun with HeatLock® Coating	Applied to the room-side surface, it reflects heat back into the home and improves U-Factor values.	● ● ● ●	● ● ● ●	● ● ○ ○	● ● ● ●
Low-E4®	Outstanding overall performance for climates where both heating and cooling costs are a concern.	● ● ● ○	● ● ● ○	● ● ● ○	● ● ● ○
Low-E4 with HeatLock Coating	Applied to the room-side surface, it reflects heat back into the home and improves U-Factor values.	● ● ● ●	● ● ● ○	● ● ● ○	● ● ● ○
Sun	Outstanding thermal control in southern climates where less solar heat gain is desired.	● ● ● ○	● ● ● ●	● ○ ○ ○	● ● ● ○
PassiveSun®	Ideal for northern, passive solar construction applications where solar heat gain is desired.	● ● ● ○	● ○ ○ ○	● ● ● ○	● ● ● ○
Triple-Pane with Low-E coatings on two surfaces	Three panes of glass combine with either argon gas blend air or Low-E coatings to provide enhanced energy performance.	● ● ● ●	● ● ● ○	● ● ● ○	● ● ● ●

Center of glass performance only. Ratings based on glass options as of January 2022. Visit andersenwindows.com/energystar for ENERGY STAR® map and NFRC total unit performance data.



Patterned Glass

Patterned glass lets in light while obscuring vision and adds a unique, decorative touch to your home. Cascade and Reed patterns can be ordered with either a vertical or horizontal orientation.



Art Glass

With art glass from Andersen, you can add interest, create a focal point and make your doors stand out. These finely crafted inserts are available to complement any home’s architecture. For more information, visit andersenwindows.com/artglass.

Arts & Crafts (403)

Shown in oak with Arts & Crafts art glass pattern.

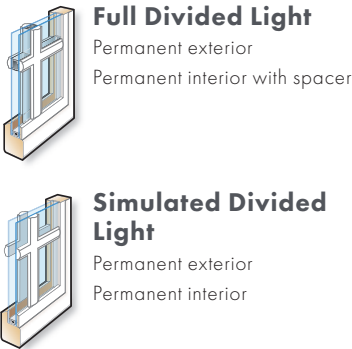
GRILLE OPTIONS

Grille Patterns

Choose from Colonial, Prairie or Specified Equal Light grille patterns.



Grille Types Available



Profiles & Widths

Grilles are available in four standard widths: 3/4", 7/8", 1 1/8" and 1 1/2".



andersenwindows.com/entrydoors

"Andersen" and all other marks where denoted are trademarks of Andersen Corporation.
©2022 Andersen Corporation. All rights reserved. 04/22 Part #2000652