

VELUX®

Skylights

Residential skylights



New installation

Remodel or new construction

Rooms filled with natural light and fresh air are invariably more beautiful, spacious and uplifting to your spirits. Daylight is the essential element that transforms conventional rooms into splendid spaces. VELUX skylights let you bring the best of the outdoors inside.



Skylight replacement

Three great reasons to replace skylights when you replace a roof

- 1. Save money** - The most convenient and affordable time to replace a skylight is during re-roofing.
- 2. Coinciding warranty** - You're getting a new roof with a warranty, why not replace your skylight and enjoy one there as well.
- 3. Improved energy efficiency** - Advanced Low-E3 coating that provides more daylight and better heat control.



Instant light shaft



New installations are now even easier with the **Instant Light Shaft** for cathedral ceilings (ZZZ 234).

- Works on all "box" type (not flared) light shafts with deck mounted skylights
- 16-in. standard depth (trim to actual depth on site)
- All other pieces are pre-cut to size for easy assembly



Energy efficiency

Most VELUX products are ENERGY STAR® qualified in all 50 states. Improve energy performance further with the addition of a blind.



Choosing the right glass

Recommended for out-of-reach applications

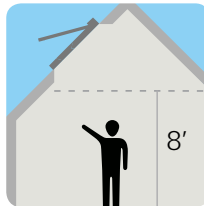
Clean, Quiet & Safe glass



Clean
Features Neat® glass coating to keep your skylight cleaner, longer, leaving skylights virtually spotless.



Quiet
Reduce unwanted outside noise by up to 25% less than a standard double pane glass, and up to 50% less than a plastic skylight.



Safe
VELUX recommends and building codes require laminated glass for out of reach applications.



Clean, Quiet & Safe also available in impact, Miami-Dade, white laminated and snowload types of glass.

Recommended for in-reach applications

Tempered glass

Consists of a dual pane, triple-coated with LoE3, dual-sealed and injected with argon gas.





Fresh air

Fresh air skylights help your home breathe, bringing in fresh outside air to maintain good indoor air quality. Warm, stale air is let out, which can help lower energy costs.

Solar Powered "Fresh Air" Skylight

The ideal way to bring natural light and fresh air into your home, and the logical choice for any skylight installation. With no need for wiring, it's perfect for new installations or skylight replacement.

- Allows complete control with intelligent touch remote
- Available in deck and curb mounted applications

Eligible for a
30%
Federal tax credit

Receive an average of
\$850* with federal
tax credit eligibility.



No leak warranty

VELUX brand skylights are the world's most trusted brand of roof windows and skylights. Most of our skylights have the 10-year installation warranty.

This is achieved by our three layers of water protection.


- 1** The pre-attached skylight gasket provides a seal between the roof and the skylight.
- 2** Adhesive underlayment for secondary water protection against the harshest weather conditions.
- 3** Engineered flashing for easy installation and primary water protection.



The No Leak Skylight™

• No Leak Promise • No Worries

Installation methods



No leak skylight
10-year installation warranty

Deck mounted

- Skylight with insulated glass lens
- Built-in wood frame
- Mounts directly to the roof deck.
- Engineered flashings integrate with roofing material (sold separately)

VELUX flashing must be purchased in order to qualify for the 10-year installation warranty.



No leak skylight
10-year installation warranty

Curb mounted

- A durable metal frame
- Mounts directly to a site-built curb
- Engineered flashings are available for use with site-built curbs for a weather-tight installation (sold separately)

VELUX flashing must be purchased in order to qualify for the 10-year installation warranty.



Self-flashed

- Pre-attached pan flashing that mounts directly to the roof deck
- Requires roofing sealant for a weather-tight installation



VELUX SUN TUNNEL™

- Reflective tunnel
- One-piece flashing system
- Mounts to the roof deck

Skylight types



30%*
Federal tax
credit on
skylight

Deck mounted - Model VSS
Curb mounted - Model VCS

* For more information visit www.veluxusa.com/taxcredits

Solar powered fresh air skylights

- Features a solar panel to recharge a highly efficient battery powered operator and control system.
- Integrated rain sensor will close the skylight automatically, in case of inclement weather.
- VELUX INTEGRA® control pad included. Easy-to-use touch screen with descriptive icons.



Deck mounted - Model VSE
Curb mounted - Model VCE

Electric fresh air skylights

- Single hard wire connects into a standard junction box.
- Integrated rain sensor will close the skylight automatically, in case of inclement weather.
- VELUX INTEGRA® control pad included. Easy-to-use touch screen with descriptive icons.



Deck mounted - Model VS
Curb mounted - Model VCM

Manual fresh air skylights

- Opens and closes manually with VELUX control rods when out of reach (sold separately).
- Smooth-turning handle available for when the skylight is installed within reach.
- Factory-installed blinds available.



Deck mounted - Model FS, FSR
Curb mounted - Model FCM
Self-flashed - Model QPF

Fixed skylights

- Economical choice to transform dark spaces with natural light.
- Factory-installed blinds available.

Flashing systems

Our engineered flashing provides a weather-tight installation, and is required for the **No Leak warranty**.

Deck mounted flashing



Shingles/shakes - EDL

- Step flashing pieces interweave with roofing material for proper water drainage.
- Additional step pieces (ZZZ 200) are required for shakes and other thick roofing materials.



Metal roofing - EDM

- Flashing pieces interlock with roofing material for a fast, weather-tight installation.
- Sill apron features pliable pleats that form to the roof.

Curb mounted flashing



Shingles/shakes - ECL

- Step flashing pieces interweave with roofing material for proper water drainage.
- Additional step pieces (ZZZ 200) are required for shakes and other thick roofing materials.



Tile roofing - EDW

- Patented sill flashing features pliable pleats that form to most types of tile.
- Side and head flashing pieces form a gutter to direct water away from the skylight.



Other flashing options available

- Copper cladding and flashing
- Combi applications
- Biepack flashing - Type ECB



Tile roofing - ECW

- Patented sill flashing features pliable pleats that form to most types of tile.
- Side and head flashing pieces form a gutter to direct water away from the skylight.



Complete light control

VELUX blinds allow you to control the light, enhance your decor and improve energy efficiency.



Blinds

Solar powered blinds



30%
Federal tax
credit on solar
blinds

Manual blinds



Room darkening - double pleated blinds



White



Beige



Green



Charcoal



Grey

✓ **Room darkening**
Blackout cloth
with honeycomb
structure.

✓ **Energy efficient**
Aluminum coating
inside improves the
insulation effect.

✓ **Sleek design**
Neat pleats and
no visible cords.



Light filtering - single pleated blinds



White




Classic sand



Cappuccino



Lovely latte



Misty brown

✓ **Light dimming**
Softens incoming light.

✓ **Sleek design**
Neat pleats.



Venetian blinds (Manual only)



White

✓ **Privacy and light
control**
Simply tilt the slats
to adjust the angle
and amount of light.

✓ **Moisture resistant
and easy to clean**
Low-maintenance and
moisture-resistant

Factory-installed blinds

We now offer the option of ordering most fixed and "Fresh Air" skylights with blinds pre-installed. This reduces the time on the job, and simplifies the skylight installation.



SUN TUNNEL™ skylights

Why tubular skylights?

- VELUX SUN TUNNEL brings natural light into even the darkest and most isolated spaces through a specially designed tunnel from roof to ceiling.
- Rigid and Flexible tube available.



14-in - Model TLR

Rigid tube / Flat glass

- Low profile design creates a sleek appearance on any roofline.
- Perfect for developments where local ordinances do not allow acrylic dome tubular skylights.
- Available in 14-in rigid only.
- Prefabricated light tunnel makes it easy to install.



10-in - Model TMR, TGR, TSR

14-in - Model TMR, TGR, TCR

Rigid tube / Dome

- Pitched flashing (TMR); provides optimum angle for gathering light from all directions.
- Also available with low profile flashing (TGR, TSR) or curb mounted flashing (TCR).
- 99.99% silver reflective layer with a 20-year tunnel warranty.
- Super energy efficient models available.




14-in - Model TMF, TGF

22-in - Model TGF

Flexible tube / Dome

- Pitched flashing (TMF); provides optimum angle for gathering light from all directions.
- Available with low profile flashing (TGF).
- The flexible tunnel can be installed quickly around attic obstructions.
- Super energy efficient models available.

SUN TUNNEL™ accessories



Light kit for SUN TUNNEL™ skylights (Model ZTL)



Manual blackout shade for the 10-in and 14-in SUN TUNNEL™ skylights (Model ZTK)



Deck mounted skylight size chart
(Rough openings)



Inch	14-1/2	21	22-1/2	30-1/16	44-1/4
mm	368	533	572	763	1123
22-15/16		FS; FSR			
22-15/16			D26		
26-7/8	FS; VS; VSE; VSS			FS; VS; VSE; VSS	
26-7/8	C01			S01	
30			FS; FSR; VS; VSS		
30			M02		
37-7/8	FS; VS; VSE; VSS		FS; VS; VSE; VSS		
37-7/8	C04		M04		
45-3/4	FS	FS; VS; VSE; VSS	FS; FSR	FS; VS; VSE; VSS	FS; VS; VSE; VSS
45-3/4	A06	C06	D06	M06	S06
54-7/16		FS; VS; VSE		FS; VS; VSE; VSS	
54-7/16		C08		M08	
70-1/4		FS			
70-1/4		C12			

Curb mounted skylight size chart
(Outside curb)



Inch	17-1/2	25-1/2	33-1/2	37-1/2	49-1/2
mm	445	648	851	952	1257
25-1/2	FCM; VCM; VCE; VCS				VCS
25-1/2		2222			4622
33-1/2	FCM	FCM	FCM; VCM; VCE; VCS		
33-1/2	1430	2230	3030		
37-1/2		FCM; VCM; VCE; VCS		FCM; VCM; VCE; VCS	
37-1/2		2234		3434	
49-1/2	FCM	FCM; VCM; VCE; VCS	FCM; VCM; VCE; VCS	FCM	FCM; VCM; VCE; VCS
49-1/2	1446	2246	3046	3446	4646
73-1/2		FCM			
73-1/2		2270			

Custom FCM sizes available. Call for more information.

Self-flashed skylight sizes chart
(Rough openings)



Inch	22-1/2	30-1/2	46-1/2
mm	572	775	1181
22-1/2	QPF		
22-1/2	2222		
30-1/2	QPF	QPF	
30-1/2	2230	3030	
46-1/2	QPF	QPF	QPF
46-1/2	2246	3046	4646

SUN TUNNEL™ skylight sizes chart
(Rough openings)



Rough opening (ceiling)	in. 10 1/2	14 1/2	22 1/2 x 26
Rough opening (roof deck)	in. 14 1/2 x 14 1/2	14 1/2 x 18	22 1/2 x 26

VELUX America Inc.
450 Old Brickyard Road
PO Box 5001
Greenwood, SC 29648-5001
Tel 1-800-888-3589
Fax 1-864-943-2631
www.veluxusa.com



www.facebook.com/veluxamerica

www.twitter.com/veluxamerica

www.youtube.com/veluxusa

Bringing light to life™

VELUX®