



Compare for yourself. The advantage is clear.

| Therma-Tru. Fiberglass Doors | Wood Doors |
|---|--|
| <ul style="list-style-type: none">• Require minimal maintenance.• Resist dents and scratches.• Will not split or crack.• Do not absorb moisture, eliminating the risk of rotting, warping, peeling and bubbling.• Energy efficient with up to four times the insulating R-Value of wood.*• Backed by the industry's most comprehensive warranty. <div><div></div><div></div></div> | <ul style="list-style-type: none">• Demand regular upkeep. Refinishing recommended every 1–2 years.• Can easily scratch.• May split and crack in extreme temperatures.• Absorb moisture, which may cause the door to rot and warp, and the finish to peel and bubble.• Tend to fade over time. |



www.thermatru.com

1-800-THERMA-TRU (843-7628)
1750 Indian Wood Circle
Maumee, OH 43537



THINK YOU WANT
A WOOD DOOR?

THINK AGAIN.

*Comparison of fiberglass to wood doors (both without glass).

Note: See your Therma-Tru seller or visit www.thermatru.com for details on available product sizes and options, limited warranties and exclusions, and ENERGY STAR® qualified products.

©2014 Therma-Tru Corp. All rights reserved. THERMA-TRU and the Therma-Tru Logo are trademarks of Therma-Tru Corp. Registered trademarks are registered in the U.S. and may be registered internationally. Therma-Tru Corp. is an operating company of Fortune Brands Home & Security, Inc. The Best Buy Seal and other licensed materials are registered certification marks and trademarks of Consumers Digest Communications, LLC, used under license. For award information, visit ConsumersDigest.com. ENERGY STAR is a government program that helps consumers protect the environment through superior energy efficiency and is a registered trademark of the U.S. Department of Energy and the U.S. Environmental Protection Agency. MAFCOMPARISON15 MTZT / DEC 2014





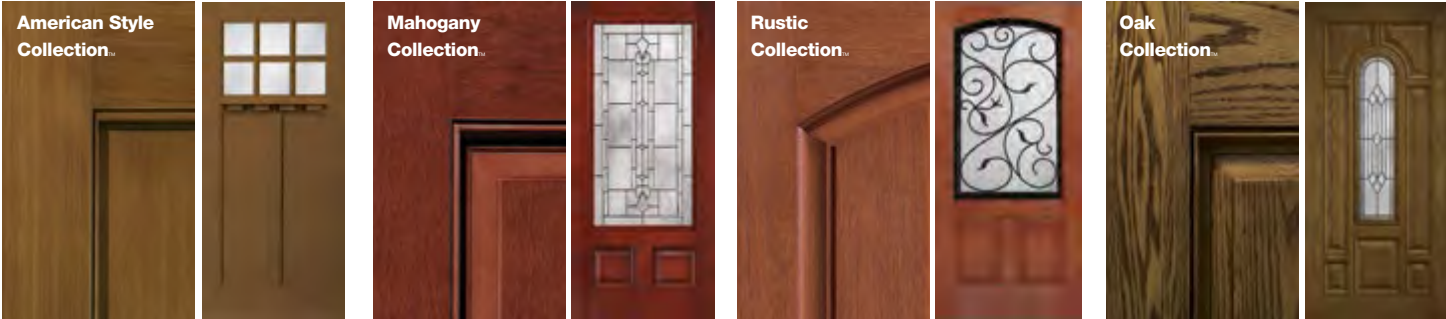
Beauty doesn’t have to be high maintenance.

We know wood is beautiful. That’s why Classic-Craft. premium entryways are crafted from the finest materials to accurately replicate the feel and integrity of a custom wood door. And while wood doors demand regular upkeep and refinishing, Therma-Tru fiberglass doors require minimal maintenance, saving you time and money.

| Therma-Tru. Fiberglass Doors | Wood Doors |
|--|--|
| Reapply topcoat every 3–5 years, or when gloss fades. | Refinish every 1–2 years. |
| <ul style="list-style-type: none">• Clean door with a household detergent and water. Rinse and allow to dry completely.• Apply topcoat to renew protection over the stained surface of your fiberglass door. Allow to dry completely. | <ul style="list-style-type: none">• Strip existing finish using solvent or chemical stripper. Ensure proper ventilation.• Sand door until you reach bare wood.• Clean all dust and sanding residue. Allow door to dry completely.• Apply stain. Allow to dry at least 24 hours.• Apply first coat of polyurethane. Allow to dry completely, then lightly sand surface.• Apply second coat of polyurethane. Allow to dry completely. |

Classic-Craft. Collections

Find the right door that fits beautifully with your personal style and home. Choose from premium fiberglass entryways in four distinct wood grains that rival custom wood.



Note: Finish colors may vary from an actual application due to fluctuations in finishing or the printing of this catalog. See your Therma-Tru seller or visit www.thermatru.com for more, including details on limited warranties and exclusions.



A smarter investment.

Everything about Classic-Craft has been designed to create a premium, elegant entryway that provides exceptional strength, efficiency and long-term performance; so you can feel confident that Classic-Craft is a smart investment for years to come. And it’s rated a *Consumers Digest* Best Buy, for its exceptional warranty, quality of materials and construction, and resemblance to a real wood door.



Energy efficiency.



Classic-Craft. premium entryways contribute to an energy-efficient home. A high-grade polyurethane foam core provides up to four times the insulating R-Value of wood,* helping you save money on energy costs.

Trust the experts in fiberglass.

We’ve been studying the science of the entry door since 1962 and have turned our experience into industry-leading innovations. Therma-Tru pioneered the fiberglass door in 1983 because we realized that fiberglass was a material that offered superior design and performance characteristics. More than 30 years and tens of millions of fiberglass door slabs later, Therma-Tru has grown to become the leading entry door brand most preferred by builders and remodelers.**



*Comparison of fiberglass to wood doors (both without glass).
**Brand Use Studies, 2014 *Builder* and 2013 *Remodeling* magazines.

Below: Classic-Craft Rustic Collection Door – CCR205; Low-E Glass, Sidelites – CCR3400SL
Opposite, clockwise from top left:
Classic-Craft American Style Collection, Low-E Glass with SDLs, Door – CCA8230, Sidelites – CCA3500SL, Dentil Shelf
Classic-Craft Rustic Collection Door – CCR8205, Clavos & Strap Hinges
Classic-Craft Mahogany Collection, Borrassa Glass, Door – CCM81519
Classic-Craft Rustic Collection, Provincial Glass, Doors – CCR804028





Therma-Tru. Fiberglass Door

Built to stand up to the elements and years of wear.

From triple-digit summers to subzero winters – and everything in between. Classic-Craft. premium entryways are tested and designed to resist fluctuations in temperatures and the damaging effects of moisture. Classic-Craft's fiberglass skins provide added durability and better long-term performance, suited to provide homes with both weather resistance and security, as well as long-lasting curb appeal. Plus, fiberglass doors resist dents and scratches making them ideal for active families.

It's what's on the inside that counts...

1 Enhanced Weather Resistance

No more worries about rotting, warping or twisting. Classic-Craft. premium entryways are tested and designed to resist extreme weather conditions and the damaging effects of moisture. Both the top and bottom of the door are protected by composite rails for a longer-lasting entryway.

2 Solid Security

Classic-Craft premium entryways feel solid and close with authority. A 4-1/8" wide beam of engineered lumber runs from the top to the bottom of the locking side of the door to add mass and rigidity, giving the door weight and a natural wood feel.

3 Higher R-Values

Classic-Craft premium entryways contribute to an energy-efficient home. A polyurethane foam core provides up to four times the insulating R-Value of wood.*

4 Excellent Durability




Built to stand up to the elements and years of wear, Classic-Craft's fiberglass skins are thicker than other standard fiberglass doors to provide added durability and better long-term performance.

*Comparison of fiberglass to wood doors (both without glass).



The reality of wood doors...


- May split and crack in extreme temperatures.
- Absorb moisture, which can cause them to rot, warp, peel and bubble.
- Likely to fade.
- Generally require more maintenance.



Wood Door



You decide.



Wood or fiberglass?